

Conference Programme

15th & 16th June 2015
Bournemouth International Centre





TEXTURE YOU CAN TRUST

SILTEX™ TEXTURE PROVIDING YOU AND YOUR PATIENTS WITH PEACE OF MIND

By manufacturing an implant with our unique SILTEX™ Imprinted Texture, we have created a surface substantially free of pores and interstices which can contribute to a reduction in key complications during breast augmentation.^{1,2,4}

UNSURPASSED PERFORMANCE³

RELIABLE IMPLANTS CONTINUOUSLY DELIVERING WORLD CLASS CLINICAL RESULTS

Each MENTOR® CPG™ Gel Breast Implant undergoes a stringent quality inspection and rigorous testing to ensure quality, performance and shell integrity. The lowest reported risk of key complications in primary breast augmentation at 10 years.^{3,4}

MOST PROJECTING SHAPED IMPLANT⁵

PROJECTION WITHOUT COMPROMISING THE FEEL

With a uniquely formulated cohesive gel that holds together uniformly, the MENTOR® CPG™ Gel Breast Implant offers maximum projection when needed, whilst giving your patients a natural shape and feel.

MENTOR® CPG™ GEL BREAST IMPLANTS



For further information about MENTOR® CPG™ Gel Breast Implants, talk to your Mentor Sales Representative or visit Mentor www.mentorwllc.eu for more information.

1. Textured Silicone Breast Implant Use in Primary Augmentation: Core Data Update and Review, Brian M. Derby, M.D., Mark A. Cochran, M.D. 2. Controversies in Breast Implant Texturing: New evidence on friction, rotation, double capsules and interactive effect of device placement on contracture in primary augmentation, Roger Wotrom, Janet Vargo, John Canady. 3. Not a head to head comparison. Based on core clinical study reported data of CPG™ Gel Breast Implants, NATURELLE™ 410 TruForm™ III Gel Breast Implants, NATURELLE™ Round TruForm™ III Gel Breast Implants, and MemoryGel™ Breast Implants. These core clinical studies DID NOT include NATURELLE™ Inspira Round TruForm™ III Gel Breast Implants, NATURELLE™ 410 TruForm™ III Gel Breast Implants, or NATURELLE™ 510 Dual Gel Anatomical Breast Implants. 4. Mentor Worldwide, LLC. MemoryShape™ Post-Approval Cohort Study (formerly Contour Profile Gel Core Study) Annual Report, June 2014. 5. Based on product comparisons of the following textured shaped silicone gel breast implants: http://www.mentorwllc.com/pdf/ProductRef_Guide.pdf, <http://www.sdbim.com/en/women.html>, <http://www.eurosurgical.co.uk/wp-content/uploads/2011/12/2012-Silimed-catalogue-breast.pdf>, http://eurosilicone.com/pdf/Eurosilicone_Product_Catalogue_2013.pdf, http://nagor.com/pdf/Nagor_Product_Catalogue_2013.pdf, Allergan Natrelle Product Catalogue 11-2009, Access Date 09-12-2014. ©Mentor Worldwide LLC 2015 031323-150316

BioVision seeing more diagnostic quality...

BioVision is the advanced, innovative
Surgical Specimen Radiography System
from **faxitron**

Immediate verification of excised
breast tissue margins

Raises the standard of care
for patients undergoing surgical
excision core biopsy procedures

A completely mobile imaging unit
designed to save time in the
operating theatre and radiology

Distributed by



T +44870 979 9110 info@daax.co.uk
F +44870 979 9911 www.daax.co.uk



Welcome from the President


Welcome to what I hope is a sunny Bournemouth for what promises to be a very busy and informative two days. A brief glance at the programme expertly assembled by Katy Hogben immediately confirms the breadth and depth of the topics that will be discussed by a renowned selection of opinion leaders from within and without the field of breast disease.

The ABS Organising Committee is very grateful to all you delegates for your continued interest and support and to all of the sponsors who make the meeting affordable. Please visit as many of the stands as you can.

There are sessions to suit all tastes and interests. These include breast cancer epidemiology reviews, the treatments for metastatic disease, treatment variability, breast screening audit and interval cancers. We have a major session tasked to achieve consensus on guidelines for margins in breast conservation, presentations on surgical craft including aesthetic surgery, surgeon accountability, education, training and litigation matters. We will discuss the challenges facing breast care nurses seeking to provide the best service for their patients and we will ponder on how best to support patients with mental health issues.

Continuing the desirable trends of recent years we received a very large number of submitted abstracts and the selected short papers and posters encompass a rich heterogeneity of clinical and scientific material.

Lucy and Jackie continue as the powerhouses behind the meeting ensuring the organisational aspects meet their very high standards and they deserve our heartfelt gratitude. On behalf of the ABS I hope and expect that you will have a wonderful meeting and we are always grateful for feedback.



Kieran Horgan
ABS President



DO I NEED CHEMOTHERAPY?

An individual
question...

...An individual
answer

- The ONLY multi-gene assay that helps to identify patients at risk of distant recurrence^{1,2} and patients who are likely, or unlikely, to benefit from chemotherapy^{3,4}
- Intended for newly diagnosed patients with early-stage, ER-positive, HER2-negative invasive breast cancer that is node negative or with 1-3 positive nodes^{1,2}

oncotypeDX[®]
Breast Cancer Assay
INFORMING LIFE
DECISIONS

Visit us at www.oncotypeDX.com

References

1. Paik S et al. *N Engl J Med* 2004; 351: 2817-2826; 2. Dowsett M et al. *J Clin Oncol* 2010; 28: 1829-1834;
3. Paik S et al. *J Clin Oncol* 2006; 24: 3726-3734; 4. Albain KS et al. *Lancet Oncol* 2010;11: 55-65.

This piece is intended to educate physicians on the clinical utility of the Oncotype DX[®] Breast Cancer Assay and should not be provided to patients. Genomic Health and Oncotype DX are registered trademarks of Genomic Health, Inc. © 2015 Genomic Health, Inc. All rights reserved.

Genomic Health[®]

GHI10448_0215_EN_UK



No need to change your
lifestyle with Motiva
SilkSurface[®], the surface of
choice for active women

ZERO Double Capsules
ZERO Late Seromas

To learn more call 0845 130 5866 or
visit us on stand 8

MONDAY 15TH JUNE 2015 - AT A GLANCE

	Solent Hall	Tregonwell Hall	Tregonwell 2
09:00 to 10:30	Session 1 The evolving epidemiology of breast cancer	Session 2 Submitted papers	
10:30 to 11:00 Tea and Coffee Break (Windsor Hall)			
11:00 to 13:00	Session 3 Consensus on margins in breast conservation	Session 4 BJS Papers	Session 5 The challenges of being Breast Care Nurse Specialists in the NHS today
13:00 to 14:30 Lunch Break (Windsor Hall)			
13:00 to 13:45	ABS AGM (open to ABS members only)		
13:45 to 14:15		ABS Affiliate and Nurse Unit Members' Business Meeting	
14:30 to 15:00	Session 6 BJS Lecture		
15:00 to 16:30	Session 7 Aesthetic breast surgery	Session 8 Supporting patients with mental health issues	Session 9 The future for breast surgery: Research insights
16:30 to 17:00 Tea and Coffee Break (Windsor Hall)			
17:00 to 18:30	Session 10 NHS BSP & ABS Breast Screening Audit Session	Session 11 Is mastectomy the only answer?	Session 12 Submitted papers
17:00 to 18:30		Mammary Fold AGM	
18:30 to 19:15 Poster Viewing Session and Drinks Reception (Windsor Hall)			

Webcasts of most of the presentations from the conference will be available shortly on the ABS website:

www.associationofbreastsurgery.org.uk

Monday 15th June 2015

SESSION 1

09:00 to 10:30: Solent Hall

The evolving epidemiology of breast cancer

Chairs: Mrs Katy Hogben & Mr Kieran Horgan

09:00 to 09:20	The changing face of global breast cancer epidemiology <i>Miss Toral Gathani, University of Oxford</i>
09:20 to 09:40	Is breast cancer in Pakistan different? <i>Dr Rufina Soomro, Liaquat National Hospital, Pakistan</i>
09:40 to 10:00	Modifying life style to modulate breast cancer risk <i>Miss Sheila Stallard, Western Infirmary, Glasgow</i>
10:00 to 10:15	Breast cancer care in India - implementing a paradigm change <i>Dr P Raghu Ram, KIMS-USHALAKSHMI Centre for Breast Diseases, India</i>
10:15 to 10:30	Discussion

SESSION 2

09:00 to 10:30: Tregonwell Hall

Submitted Papers

Chairs: Mr Giles Cunnick & Miss Elizabeth Shah

09:00 to 09:10	1. Mammographic malignant calcifications and neoadjuvant chemotherapy - should we be doing more biopsies to reduce mastectomy rate? <i>Ms Hawwa Shillingford, Royal Cornwall Hospital, Truro</i>
09:10 to 09:20	2. Indocyanine Green (ICG) fluorescence mapping for sentinel lymph node (SLN) biopsy in early breast cancer <i>Dr Vasileios Pitsinis, Mediterraneo Hospital, Athens, Greece</i>
09:20 to 09:30	3. Long-term clinical and patient reported outcomes (PROs) after immediate latissimus dorsi breast reconstruction and adjuvant treatment in multicentre prospective cohort study <i>Ms Zoë Winters, University of Bristol and Southmead Breast Care Centre, Avon</i>
09:30 to 09:40	4. Analysis of void artefacts in post-operative breast MRI due to residual SPIO after magnetic SLNB in SentiMAG Trial participants <i>Ms Eline Huizing, King's College London</i>
09:40 to 09:50	5. Adjuvant taxanes play a key role in the development of upper limb breast cancer-related lymphoedema <i>Mr Massi Cariati, King's College London</i>
09:50 to 10:00	6. Case mix does not fully explain variation in rates of non-surgical treatment of older women with operable breast cancer <i>Ms Jenna Morgan, University of Sheffield Medical School</i>
10:00 to 10:10	7. Positive pre-operative axillary ultrasound guided fine needle aspiration cytology is associated with higher axillary disease burden in breast cancer patients compared with those detected by sentinel lymph node biopsy <i>Ms Roisin Ni Chearbhaill, St Vincents University Hospital, Dublin, Ireland</i>
10:10 to 10:20	8. Multisite breast tumours: management and outcome <i>Mr Joshka Nel, Edinburgh Breast Unit</i>

Monday 15th June 2015

SESSION 3

11:00 to 13:00: Solent Hall

Consensus on margins in breast conservation

Chair: Mr Kieran Horgan

11:00 to 11:05	Introduction <i>Mr Kieran Horgan, Leeds Teaching Hospitals NHS Trust</i>
11:05 to 11:20	What are margins and how are they measured? <i>Prof Ian Ellis, City Hospital, Nottingham</i>
11:20 to 11:35	Literature review: Margins for invasive cancer <i>Prof John Robertson, Royal Derby Hospital</i>
11:35 to 11:50	Literature review: Margins for in situ carcinoma <i>Prof Malcolm Kell, Mater Misericordiae University Hospital, Dublin, Ireland</i>
11:50 to 12:05	Discussion
12:05 to 12:15	ANZ practice and guidelines <i>Prof Andrew Spillane, University of Sydney, Australia</i>
12:15 to 12:25	USA/ASCO practice and guidelines <i>Dr Hiram Cody III, Memorial Sloan Kettering Cancer Center</i>
12:25 to 12:35	EUSOMA guidelines on margins in conservation surgery <i>Prof Robert Mansel, University Hospital of Wales, Cardiff</i>
12:35 to 12:40	Presentation of ABS consensus view
12:40 to 12:55	Discussion
12:55 to 13:00	Summary of consensus opinion <i>Mr Kieran Horgan, Leeds Teaching Hospitals NHS Trust</i>



Strattice™
RECONSTRUCTIVE TISSUE MATRIX

Place your bets

Why would you risk using anything other than Strattice™ Reconstructive Tissue Matrix in your patients for breast reconstruction?

- The most frequently used biological tissue matrix in Europe*
- Over 60 publications documenting its use¹
- Coding, coverage and reimbursement in England²

Contact a LifeCell Business Manager today at www.lifecell.com.

* Data on file iData Research Inc.
1. LifeCell Publications Analyst literature search, Dec 31 2013.
2. NHS Payment by Results Guidance for 2013-14. Gateway ref. 18768

Before use, physicians should review all risk information, which can be found in the *Instructions for Use* attached to the packaging of each LifeCell™ Tissue Matrix graft.

www.lifecell.com

© 2014 LifeCell Corporation. All rights reserved. LifeCell™ and Strattice™ are trademarks of LifeCell Corporation.
MLC3962-EU/3826/2-2014

LifeCell™
An Acelyty Company

Monday 15th June 2015

SESSION 4

11:00 to 13:00: Tregonwell Hall

BJS Papers

Chairs: Mr Ramsey Cutress & Miss Julie Doughty

11:00 to 11:10	9. Global abnormalities in lymphatic function occur following systemic therapy in breast cancer patients <i>Miss Salena Bains, King's College London</i>
11:10 to 11:20	10. Can MRI be used to determine pathological complete response following neo-adjuvant chemotherapy for breast cancer? <i>Mr Rajiv Dave, St James' University Hospital, Leeds</i>
11:20 to 11:30	11. Intra-operative Rapid Evaporative Ionisation Mass Spectrometry: A future intelligent Knife (iKnife) for oncological margin control? <i>Mr Edward St John, Imperial College, London</i>
11:30 to 11:40	12. Attitudes towards breast conservation in patients aged 70 and over with breast cancer <i>Ms Laura Smith, Wishaw General Hospital, Lanarkshire</i>
11:40 to 11:50	13. Local recurrence after mastectomy undertaken for Ductal Carcinoma In Situ between 2000 and 2010 <i>Mr Simon Timbrell, University Hospital South Manchester</i>
11:50 to 12:00	14. Pooled long term outcomes from two randomised trials of axillary node sampling with axillary radiotherapy if node positive versus axillary node clearance in patients with operable breast cancer <i>Miss Alison Bing, Edinburgh Breast Unit</i>
12:00 to 12:10	15. Implications of incidental metastases to internal mammary lymph nodes in breast cancer patients undergoing free abdominal tissue transfer breast reconstruction <i>Mr Amr Elshayeb, Heart of England NHS Foundation Trust, Birmingham</i>
12:10 to 12:20	16. Predicting outpatient demand from past performance - a correlation of two million breast referrals in NHS England with internet search activity <i>Dr Loaie Maraqa, University Hospital of South Manchester</i>
12:20 to 12:30	17. Exploring variations in the provision and practice of implant-based breast reconstruction in the UK: Initial results from the iBRA National Practice Questionnaire <i>Ms Shelley Potter, on behalf of the Breast Reconstruction Research Collaborative</i>
12:30 to 12:40	18. Careful patient selection is critical in preventing complications after Acellular Dermal Matrix assisted implant-based breast reconstruction <i>Ms Reena Shah, Royal United Hospital, Bath</i>
12:40 to 12:50	19. A review of PREDICT using the POSH cohort (women aged 40 years or under at breast cancer diagnosis) <i>Mr Tom Maishman, University of Southampton</i>

SESSION 5

11:00 to 13:00: Tregonwell 2

The challenges of being Breast Care Nurse Specialists in the NHS today

Chairs: Ms Lis Grimsey & Mr Simon Harries

11:00 to 11:20	Promoting our role <i>Mrs Nicky West, Cardiff and Vale University Hospital Health Board</i>
11:20 to 11:40	Working smarter <i>Mrs Dany Bell, Macmillan Cancer Support</i>
11:40 to 12:00	Business cases and how to be creative with money <i>Mrs Nikki Snuggs, Royal Marsden Hospital, London</i>
12:00 to 12:20	How stressed are we? Results of a survey of BCNs on the south coast <i>Dr Val Jenkins, University of Sussex</i>
12:20 to 12:40	Managing our own stress <i>Mrs Karen Aylward, East Sussex Healthcare NHS Trust</i>
12:40 to 13:00	Discussion

Monday 15th June 2015

SESSION 6

14:30 to 15:00: Solent Hall

BJS

BJS Lecture

Chair: Miss Fiona MacNeill

Axillary node staging: the beginning of the end?

Dr Hiram S Cody III, Memorial Sloan Kettering Cancer Center

SESSION 7

15:00 to 16:30: Solent Hall

Aesthetic breast surgery

Chairs: Mr Marcus Galea & Mr John Scott

15:00 to 15:10 ABS Aesthetic Breast Surgery Working Group update

Mr Lee Martin, Aintree University Hospital

15:10 to 15:30 The role of the RCS Cosmetic Surgery Interspecialty Committee

Prof Philip Drew, Royal Cornwall Hospital Trust, Truro

15:30 to 16:00 Vertical breast reduction: The 10 Crucial Steps

Mr Frank Lista, University of Toronto, Canada

16:00 to 16:20 Principles of augmentation surgery

Mr Simon Smith, Broomfield Hospital, Chelmsford

16:20 to 16:30 Discussion

SESSION 8

15:00 to 16:30: Tregonwell Hall

Supporting patients with mental health issues

Chairs: Mr Douglas Ferguson & Dr Emma Pennery

15:00 to 15:30 Mental health problems in patients with cancer

Dr Alex Mitchell, University of Leicester

15:30 to 15:50 Breast Screening for patients with learning disabilities

Mrs Elli Purser, Barking, Havering & Redbridge University Hospitals NHS Trust

15:50 to 16:20 Dementia and the cancer patient

Mrs Amanda King, Cardiff University

16:20 to 16:30 Discussion

SESSION 9

15:00 to 16:30: Tregonwell 2

The future for breast surgery: Research insights

Chairs: Mr Ramsey Cutress & Prof Malcolm Reed

15:00 to 15:30 What are the research priorities in breast cancer?

Prof Arnie Purushotham, Guy's Hospital, London

15:30 to 16:00 How many breast cancers are cured by surgery alone?

Miss Adele Francis, Queen Elizabeth Hospital, Birmingham

16:00 to 16:30 The role of surgery in the personalised treatment of breast cancer

Prof Michael Kerin, University College Hospital, Galway

Monday 15th June 2015

SESSION 10

17:00 to 18:30: Solent Hall

NHS BSP & ABS Breast Screening Audit Session

Chairs: Mrs Olive Kearins & Mr Mark Sibbering

17:00 to 17:15	Future Quality Assurance of the NHS Breast Screening Programme <i>Dr Sue Cohen, National QA Lead, NHS Screening Programmes</i>
17:15 to 18:30	NHS BSP & ABS Audit of Screen Detected Breast Cancers 2013-14 <i>Panel: Dr Eleanor Cornford (Radiology) Dr Rahul Deb (Pathology) Prof David Dodwell (Oncology) Dr Gill Lawrence Mr Mark Sibbering (Surgery)</i>

SESSION 11

17:00 to 18:30: Tregonwell Hall

Is Mastectomy the only answer?

Chairs: Dr Ellen Copson & Miss Anne Tansley

17:00 to 17:15	Biology of multifocal and multicentric breast cancer <i>Dr Rahul Deb, Royal Derby Hospital</i>
17:15 to 17:35	What is the best surgical approach for multifocal breast cancer? <i>Mr Ramsey Cutress, University of Southampton</i>
17:35 to 17:40	The rationale for a new clinical trial in the treatment of multiple ipsilateral breast cancers <i>Miss Zoë Winters, Southmead Hospital, Bristol</i>
17:40 to 18:00	Is breast conservation safe after previous wide local excision and radiotherapy? <i>Prof Paolo Veronesi, European Institute of Oncology, Milan, Italy</i>
18:00 to 18:15	Presentation and surgical approach to Paget's Disease <i>Prof Andrew Spillane, University of Sydney, Australia</i>
18:15 to 18:30	Discussion

3rd ABS Multidisciplinary Meeting: The management of breast cancer in the older patient

18th January 2016 • Queen Elizabeth II Centre, London



See www.associationofbreastsurgery.org.uk for further details in due course

Monday 15th June 2015

SESSION 12

17:00 to 18:30: Tregonwell 2

Submitted papers

Chairs: Mr Kevin Clark & Prof Michael Dixon

17:00 to 17:10	20. Breast surgeons' attitudes towards bilateral risk-reducing mastectomy – a comparison between the UK, the US, France, Germany and the Netherlands <i>Mr Narendra Basu, Queen Elizabeth Hospital, Birmingham</i>
17:10 to 17:20	21. Objective assessment of technical skills in oncoplastic breast surgery: Procedure specific global rating scales for wide local excision are construct valid <i>Mr Daniel Leff, Imperial College London</i>
17:20 to 17:30	22. Partial breast reconstruction: An alternative to mastectomy? <i>Ms Pankaj Roy, Oxford University Hospitals NHS Trust</i>
17:30 to 17:40	23. The importance of choice: A prospective evaluation of factors affecting preference for immediate, delayed or no breast reconstruction in the context of mastectomy and post-mastectomy radiotherapy for breast cancer <i>Dr Kathy Flitcroft, University of Sydney, Australia</i>
17:40 to 17:50	24. What outcomes should be measured in reconstructive breast surgery? The BRAVO (Breast Reconstruction and Valid Outcomes) Study <i>Ms Shelley Potter, University of Bristol</i>
17:50 to 18:00	25. Current approaches to breast reconstruction in women at risk of post-mastectomy radiotherapy <i>Mr James Harvey, University Hospital of South Manchester</i>
18:00 to 18:10	26. Family history programme of Milton Keynes Hospital - how do we perform and compare to FH01 study? <i>Ms Farah Husain Syed, Milton Keynes Hospital NHS Foundation Trust</i>
18:10 to 18:20	27. All-in-one or one at a time - single stage dermal flap and nipple reconstruction with simultaneous contralateral reduction versus a multi-stage approach <i>Ms Kate Williams, University Hospital of South Manchester</i>



Diary Date


ABS Conference & AGM
16th & 17th May 2016
Manchester Central

INTRABEAM®
TARGIT® Therapy System

INTRABEAM®

Targeted Radiotherapy for Breast Cancer

- 5-year follow up following TARGIT-A trial
- Only clinical study with an international multi-centre approach
- Treatment applied as a Boost or Single Fraction whilst still in the OR
- Effective local tumour control
- Improved patient convenience
- Other treatment sites also possible



MKT150402:INTRABEAM.IGD

www.osl.uk.com
enquiry@osl.uk.com
+44 (0)1743 462694



Raise Healthcare

NÄTIVE®

ADM for Breast Reconstruction.

BRAxON®

Worlds first ADM for breast reconstruction with pectoralis major muscle intact.

For Enquiries: enquiries@raisehealthcare.co.uk
Mob: 07946563380 | 07868282397

TUESDAY 16TH JUNE 2015 - AT A GLANCE

	Solent Hall	Tregonwell Hall	Tregonwell 2
09:00 to 11:00	Session 13 Surgery for metastatic disease	Session 14 Is breast cancer treatment standardised in the UK?	Session 15 Mammary Fold session
11:00 to 11:30 Tea and Coffee Break (Windsor Hall)			
11:30 to 12:00	Session 16 Roger Blamey Memorial Lecture		
12:00 to 13:00	Session 17 Accountability & outcomes	Session 18 Are MDTs worth it?	Session 19 Poster prize session
13:00 to 14:00 Lunch Break (Windsor Hall)			
14:00 to 14:30	Session 20 EJSO Lecture		
14:30 to 16:00	Session 21 Interval cancers	Session 22 Submitted papers	

Tuesday 16th June 2015

SESSION 13

09:00 to 11:00: Solent Hall

Surgery for Metastatic Disease

Chairs: Mr Ashu Gandhi & Mr Philip Turton

09:00 to 09:15	What is the natural history of metastatic disease <i>Prof Peter Schmid, St Bartholomew's Hospital, London</i>
09:15 to 09:35	The surgical management of sternal metastases <i>Mr Simon Jordan, Royal Brompton & Harefield NHS Trust</i>
09:35 to 09:55	The surgical management of brain metastases <i>Mr David Peterson, Imperial College Healthcare NHS Trust</i>
09:55 to 10:15	The surgical management of skeletal metastases <i>Mr Robert Ashford, University Hospitals of Leicester</i>
10:15 to 10:30	Breast and axillary surgery for patients with metastatic disease <i>Ms Siobhan Laws, Royal Hampshire County Hospital</i>
10:30 to 10:50	What does the Indian and Turkish trial data add? <i>Dr Iain MacPherson, Beatson West of Scotland Cancer Centre, Glasgow</i>
10:50 to 11:00	Discussion

SESSION 14

09:00 to 11:00: Tregonwell Hall

Is breast cancer treatment standardised in the UK?

Chairs: Miss Adele Francis & Mr Mike McKirdy

09:00 to 09:25	Why do variations in treatment occur? <i>Prof Malcolm Reed, Brighton and Sussex Medical School</i>
09:25 to 09:50	Does identifying variations in practice lead to change? Lessons learned from the NMBRA <i>Mr Ranjeet Jeevan, Royal College of Surgeons of England</i>
09:50 to 10:15	Endocrine treatment for DCIS: Is it standardised? <i>Prof David Dodwell, Leeds Teaching Hospitals NHS Trust</i>
10:15 to 10:40	Implementing Oncotype DX across the UK: Lessons from the North West <i>Prof Nigel Bundred, University Hospital of South Manchester</i>
10:40 to 11:00	Discussion

Tuesday 16th June 2015

SESSION 15

09:00 to 11:00: Tregonwell 2

Mammary Fold Session

Chair: Mr Harun Thomas

09:00 to 09:20	What does an Oncoplastic TIG Fellowship add to breast training? <i>Miss Anne Tansley, Royal Liverpool University Hospital</i>
09:20 to 09:35	An update from the JCST <i>Mr William Allum, Royal Marsden Hospital</i>
09:35 to 09:55	My overseas experience using an ABS Educational Fellowship <i>Miss Toral Gathani, Oxford University Hospitals NHS Trust</i>
09:55 to 10:15	Learning from breast management litigation <i>Mr David Skidmore, Wellington Hospital London</i>
10:15 to 10:35	UEA Masters Course: What's in it for me? <i>Miss Julie Doughty, Western Infirmary, Glasgow, & Mr Simon Hawkins, Great Western Hospital, Swindon</i>
10:35 to 11:00	Changing the shape of surgical training <i>Miss Clare Marx, President, Royal College of Surgeons of England</i>

SESSION 16

11:30 to 12:00: Solent Hall

Roger Blamey Memorial Lecture

Chair: Mr Marcus Galea

Prognostic Evaluation of Breast Cancer - Roger Blamey's Impact

Professor Ian Ellis, City Hospital, Nottingham

SESSION 17

12:00 to 13:00 Solent Hall

Accountability & Outcomes

Chairs: Prof Philip Drew & Mr Lee Martin

12:00 to 12:30	Measuring beauty, joy and sorrow <i>Miss Clare Marx, President, Royal College of Surgeons of England</i>
12:30 to 13:00	Operating room efficiency: The need for speed <i>Mr Frank Lista, University of Toronto, Canada</i>

SESSION 18

12:00 to 13:00: Tregonwell Hall

Are MDTs worth it?

Chairs: Miss Leena Chagla & Prof Michael Kerin

12:00 to 12:15	What is the duty of care of the MDT? <i>Dr Dorothy Goddard, Royal United Hospital, Bath</i>
12:15 to 12:35	Understanding and improving the cancer MDT: A human factors and teamwork analysis <i>Miss Tasha Gandamihardja, North Middlesex University Hospital NHS Trust</i>
12:35 to 12:50	What is the value of MDTs? <i>Mr Simon Cawthorn, Southmead Hospital, Bristol</i>
12:50 to 13:00	Discussion

SESSION 19

12:00 to 13:00: Tregonwell 2

Poster prize session

Chairs: Mr James Harvey & Mr Rhodri Williams

Presentation of the best 12 submitted posters

Tuesday 16th June 2015

SESSION 20

14:00 to 14:30: Solent Hall

EJSO Lecture

Chair: Mr Kieran Horgan

Noadjuvant therapy of breast cancer: Timing matters

Dr Lisa Carey, University of North Carolina at Chapel Hill, USA

SESSION 21

14:30 to 16:00: Solent Hall

Interval Cancers

Chairs: Dr Nisha Sharma & Mr Mark Sibbering

14:30 to 14:50

Interval cancers: The bare facts

Dr Eleanor Cornford, Nottingham University Hospitals

14:50 to 15:05

Nursing support for patients

Ms Gillian Bowman, King's College Hospital, London

15:05 to 15:25

What are our medico-legal obligations?

Dr Michael Michell, King's College Hospital, London

15:25 to 15:45

Interval cancers: Should they change our practice?

Dr Louise Wilkinson, St George's Healthcare NHS Trust

15:45 to 16:00

Discussion

SESSION 22

14:30 to 16:00: Tregonwell Hall

Submitted Papers

Chairs: Ms Lis Grimsey & Ms Siobhan Laws

14:30 to 14:40

28. Younger Women Together: a pilot 2-day psycho-educational event for young women with metastatic breast cancer (mbc)

Dr Emma Pennery, Breast Cancer Care, London

14:40 to 14:50

29. Challenging current assumptions about the basis of the surgical relationship with new breast cancer patients

Prof Christopher Holcombe, Royal Liverpool & Broadgreen University Hospitals NHS Trust

14:50 to 15:00

30. Information on breast reconstruction for over the age 70. Have we got it right?

Mrs Vanessa Hewick, Peterborough City Hospital

15:00 to 15:10

31. Advanced Nurse Practitioners: New roles and outcomes in symptomatic breast clinics

Mrs Janice Brown, University Hospitals of Leicester

15:10 to 15:20

32. Patient satisfaction with nurse-led telephone results clinic

Mrs Jane Farrer, Peterborough and Stamford NHS Hospitals Foundation Trust

15:20 to 15:30

33. Positive mental health in women living with breast cancer across geographic locations of residence: a data linkage study using the Scottish Health Survey

Mr Russell Mullen, Raigmore Hospital, Inverness

15:30 to 15:40

34. Clinical audit of the assessment of osteoporosis by axial dual energy X-ray absorptiometry (DXA) scanning and treatment/ prevention of bone loss in post menopausal women, commenced on adjuvant treatment for breast cancer with Aromatase Inhibitors

Mrs Karen Ives-Smith, Royal Derby Hospital

15:40 to 15:50

35. The future fertility of younger women (YW) with breast cancer: patient and healthcare professional perspectives


Ms Grete Brauten-Smith, Breast Cancer Care, London

International Invited Lecturers



Dr Hiram S Cody III

Hiram S. Cody III MD, FACS, is a graduate of Dartmouth College and the Columbia University College of Physicians and Surgeons. He completed Surgical Residency at The Roosevelt Hospital in New York, and a Surgical Oncology Fellowship at Memorial Sloan-Kettering Cancer Center, where he is currently Attending Surgeon (Breast Service, Department of Surgery), Member (Memorial Hospital), and Professor of Clinical Surgery (Weill Cornell Medical College). His long-term interest has been the locoregional management of breast cancer and his clinical research over the last 15 years has focused on management of the axilla and in particular sentinel lymph node biopsy. He is Past-President of the New York Metropolitan Breast Cancer Group and is currently President of the American Society of Breast Surgeons. He is Editor of the journal *Breast Diseases* and the multi-author textbook *Sentinel Lymph Node Biopsy*, serves on many editorial boards, reviews and lectures widely, and is the author of more than 200 peer-reviewed papers, editorials, book chapters and reviews.



Dr Lisa Carey

Lisa A. Carey, MD is the Richardson and Marilyn Jacobs Preyer Distinguished Professor in Breast Cancer Research in the Department of Medicine at the University of North Carolina (UNC). She graduated from Wellesley College in 1984 with a bachelor's degree in Biology and Art History. She received her medical degree from the Johns Hopkins University School of Medicine in 1990. She remained at Johns Hopkins for her residency in Internal Medicine followed by a fellowship in Medical Oncology and an advanced degree in Clinical Investigations. Dr. Carey joined the UNC faculty and Lineberger Comprehensive Cancer Center in 1998. In 2012, she was appointed Chief of the Division of Hematology and Oncology and Physician-in-Chief of the North Carolina Cancer Hospital. Dr. Carey is Medical Director of the UNC Breast Center.

Dr. Carey has a longstanding research interest in the clinical application of laboratory findings in breast cancer, with a particular interest in the clinical implications of different molecular subtypes of breast cancer. She designs and leads clinical trials of novel drugs and approaches, and is a close collaborator with several laboratory investigators and epidemiologists. Dr. Carey has served on the American Society of Clinical Oncology (ASCO) Scientific Program and Education Committees and as faculty for ASCO and AACR-CTRC San Antonio annual meetings for many years. She was awarded a Doris Duke Clinician Scientist Award in 1999, a Career Development Award from the National Cancer Institute (NCI) in 2000, and was inducted into the Johns Hopkins Society of Scholars in 2008. In 2011 Dr. Carey was awarded the NCI Director's Service Award.

List of Exhibitors

Trade Exhibition

The Exhibition will be held in Windsor Hall and will be open at the following times:

Monday 15th June 2015: 07:45 to 19:15

Tuesday 16th June 2015: 08:30 to 14:00

Advantech Surgical Ltd

Advantech Surgical is proud to introduce MicroAire's LipoFilter, large volume, disposable fat harvesting and transfer system that is both easy to use and cost effective. We are also extremely proud to introduce the Motiva Implant Matrix range of silicone breast implants. Motiva's motto is safety through innovation and their implants are the first true innovation in silicone breast implants in over thirty years. Motiva are the first implants to contain a micro-transponder for full traceability; which lead Lloyds of London to offer a world first, third party warranty on Motiva Implants providing peace of mind to you and your patients.

Allergan Medical Aesthetics

Allergan is dedicated to developing meaningful treatments to help people reach their potential. With over 11,100 talented employees in 100 countries, our portfolio includes pharmaceuticals, biologics and medical devices. With 35 years of medical aesthetics experience, Allergan delivers scientific excellence and patient satisfaction through our products, which include:

- JUVÉDERM® and the VYCROSS™ ranges of hyaluronic acid (HA) dermal fillers
- NATRELLE™ collection of breast implants including round and anatomical

Our products are further supported by the Allergan Medical Institute which is dedicated to providing a progressive learning forum for healthcare specialists in the field of aesthetic and reconstructive medicine.

Bard Biopsy Systems

For 100 years C.R.Bard Inc. has been Advancing the Delivery of Healthcare by creating innovative products and services that meet the needs of healthcare providers and patients. At Bard Biopsy Systems, we're dedicated to helping physicians deliver uncompromised care to each patient.

Our broad line of category-leading products is designed to improve the biopsy experience for physicians, their patients and their practices. Bard works for you. You do the procedures. We design the tools. Together, we collaborate. We look forward to meeting you at our stand.

Blackwell's Exhibitions

Blackwell's have been supplying specialist publications and academic books for over 130 years and are a contracted supplier to the NHS and Department of Health. Blackwell Exhibitions specialises in bringing event specific books to UK Medical meetings, offering delegates a range of titles seldom found together elsewhere.

Breast Cancer Care

Breast Cancer Care is the only UK-wide charity providing specialist support and tailored information for anyone affected by breast cancer. Our clinical expertise and emotional support network help many thousands of people find a way to live with, through and beyond breast cancer.

www.breastcancercare.org.uk • Helpline: 0808 800 6000 • Twitter: @BCCare

List of Exhibitors

Check4Cancer Ltd

- National network of One Stop Clinics
 - Sentinel node biopsy equipment
 - Genetic testing (BRCA 1 & 2 etc.)
 - Breast Nurses for CBE
-

Cook Medical

A global pioneer in medical breakthroughs, Cook Medical is committed to creating effective solutions that benefit millions of patients worldwide. Today, we combine medical devices, drugs, biologic grafts and cell therapies across more than 16,000 products serving more than 40 medical specialties. Founded in 1963 by a visionary who put patient needs and ethical business practices first, Cook is a family-owned company that has created more than 10,000 jobs worldwide. For more information, visit www.cookmedical.com. Follow Cook Medical on Twitter @cookmedical and @CookSurgery

DAAX Ltd

UK / Ireland representatives for FAXITRON - leading manufacturers of innovative solutions for digital specimen radiography.

BioVision, for surgical radiography enabling a surgeon to accurately determine margin assessment within 10 seconds minimising the risk of re-excision and saving at least 20 minutes per procedure

CoreVision for breast care units to identify calcification within needle biopsy

PathVision for histopathology where the large field of view provides imaging capability from small wax block assessment to full mastectomy and fetal specimen imaging

"VISION" systems - simple to operate providing clinicians with an unique level of image quality

For information visit: www.daax.co.uk

Devicor Medical UK Ltd

In July 2010, Devicor® Medical Products, Inc. acquired the Breast Care Business from Johnson & Johnson. Devicor Medical Products is led by senior management team of healthcare executives with over 150 combined years of cross-functional experience in global healthcare companies. As a young company with a strong future, Devicor Medical Products is focused exclusively on medical technologies that improve patient experience and outcomes.

Dorset Orthopaedic Company

Our breast solutions are bespoke silicone covers giving a natural skin appearance and realistic feel. Every cover is sculpted uniquely by our technicians trained in fine art. Our high definition product gives the wearer confidence allowing them to enjoy normal, everyday activities with a positive body image and revitalised self-esteem. Our silicone breast or nipple cosmeses are an ideal alternative for those who have not had a breast reconstruction. We offer life-like products that are perfectly matched to each woman's shape and skin tone, and which blend almost seamlessly with an individual's body to perfectly match the form and appearance of the original breast.

Eurosurgical Ltd

Eurosurgical Ltd look forward to welcoming you all to our stand, featuring the **Silimed** range of textured and **Polyurethane** surface breast implants. Over 120 published clinical articles show that Silimed Polyurethane implants have the lowest reported complication rates for any breast implants; in particular low incidents of Capsular Contracture, wrinkles and rippling and rotation, as the polyurethane surface prevents unwarranted implant movement, even in patients undergoing an immediate reconstruction. We also supply a complete range of fat harvesting and grafting equipment, all single-use, low cost closed systems with no centrifuge required, and the complete range of **Design Veronique** post-surgical compression garments.

List of Exhibitors

FaHRAS

FaHRAS is a sophisticated evidence-based software system that enables the user to build and store a family history, however simple or complex, and to run a variety of analyses against their family history to quantify their risk of developing breast cancer. By digitising the methods by which the increasing numbers of patients are processed current standards in patient care can be maintained, and even improved upon, as well as easing the increasing demands on resources. Rationalise your referral process.

Genomic Health

Genomic Health, Inc. is a leading provider of genomic-based diagnostic tests that inform treatment decisions and help to ensure each patient receives appropriate treatment for early stage cancer. The company is applying its state-of-the-art scientific and commercial expertise and infrastructure to translate significant amounts of genomic data into clinically-actionable results for treatment planning throughout the cancer patient's journey, from screening and surveillance, through diagnosis and treatment selection. The company is based in Redwood City, California with UK headquarters in London. For more information, please visit www.GenomicHealth.co.uk

Groupe SEBBIN

Groupe SEBBIN designs, manufactures and markets silicone implants dedicated for Aesthetic and Reconstructive including breast implants with more than 400 options, tissue expanders, custom made implants based on 3D technology and as well as single use kits and devices for small and large lipofilling procedures.

Groupe SEBBIN markets and distributes Meso BioMatrix® Acellular Peritoneum Matrix designed and developed by DSM, a surgical mesh that provides easy handling for surgeons with the strength necessary to reinforce soft tissue in breast reconstruction procedures.

The Haven: Breast Cancer Support Centres

The Haven is a national charity providing personalised care and support to help people through the experience of breast cancer. We help people achieve the best possible quality of life, not just while they are coping with their illness and medical treatment, but long into the future. The Haven provides free, tailor-made programmes, consisting of physical, emotional and practical support, including counselling and complementary therapies.

Described by many as a 'lifeline', our help can be accessed through a network of support centres in London, Leeds and Hereford, regional outreach services, our website www.thehaven.org.uk and over the telephone. Our newest centre for Wessex opens later this year.

IGEA Medical

Through extensive research and development, IGEA has developed Cliniporator™ to deliver electrochemotherapy. Cliniporator™ offers an option to improve the quality of life of cancer patients, particularly when other therapies and treatments may have been exhausted.

IGEA will remain committed to improving more patients' lives and to treat patients earlier in their disease, at the same time decreasing the burden and cost of cancer care.

LifeCell (An Acelity Company)

Acelity is a global wound care and regenerative medicine company committed to advancing the science of healing and restoring people's lives. Headquartered in San Antonio, Texas, Acelity delivers value through cutting-edge therapies and innovative products that address unmet clinical needs and lead the industry in quality, safety and customer experience. Our passion for our customers and their patients unites Acelity employees around the world. For more information, please visit Acelity.com.

List of Exhibitors

Lightpoint Medical

Lightpoint Medical is an innovative, clinical-stage medical device company founded in 2012. The company has developed a groundbreaking surgical imaging technology based on Cerenkov Luminescence Imaging (CLI). CLI has the potential to detect cancer in real-time during surgery, and thereby reduce the need for repeat operations.

CLI enables optical detection of Positron Emission Tomography (PET) radiopharmaceuticals, combining the advantages of optical imaging (namely, low cost and small form factor) with the power of PET imaging (i.e., high diagnostic performance, and widespread availability of imaging agents).

LS BioPath

LS BioPath developed a novel tissue imaging device to examine excised breast tissue margins intra-operatively in real time. The imaging technology is based on bio-impedance spectroscopy that is very sensitive to extracellular and intracellular variations of tissue dielectric properties. The new imaging modality enables surgeons to identify areas of normal and abnormal tissue based on these dielectric properties. LS BioPath's device is a battery operated, handheld device with built in image display and storing capabilities. It uses single use sterile head-kit and drape to enable its use by the surgeon in the sterile field.

Mammary Fold

The Mammary Fold is the UK Breast surgery trainees' association run by the trainees. It aims to advance and promote standards and training in Breast diseases. It has an active website (www.themammaryfold.com) which gives useful information to the trainees. We welcome all trainees interested in Breast Surgery to speak to us at the stand and join the association by visiting the website.

Mentor

Mentor is a leading, global manufacturer of high quality breast implants for both reconstructive and augmentation procedures. We are committed to the provision of quality products, proven, safe and effective outcomes and differentiated service. This approach is evident in our 50 year dedication and commitment to advance plastic surgery and restore body and life. With a rich history in industry firsts we are delighted to be aligned with ABS as corporate sponsors.

Nagor Ltd

GC Aesthetics is a market leading global company, focused on the development and manufacture of a wide range of medical implants, all with the GC Aesthetics Comfort Guarantee.

Nagor – Is Britain's only breast implant manufacturer, Nagor has an exceptional reputation in terms of quality, trust and customer satisfaction. After 34 years in the industry, Nagor offers a distinctive premium range.

Eurosilicone - a leading developer and manufacturer of 25 years ensuring quality surgical implants and expanders for face and body.

Nicola Jane

Nicola Jane has been helping to rebuild our customers' confidence and restore femininity for over 31 years. Our gorgeous range of post-surgery bras, swimwear and clothing are all pocketed and carefully considered and designed by our in-house Design Team.

Oncology Systems Limited

Oncology Systems Ltd specialises in supplying radiotherapy technology for the treatment of cancer and is the exclusive distributor for the INTRABEAM System within the UK. The INTRABEAM System, produced by Carl Zeiss, uses intraoperative radiotherapy (IORT) to treat the tumour bed from within, ensuring radiation treatment accuracy. Stop by the OSL booth during the meeting to find out more.

Email: enquiry@osl.uk.com • Telephone number: +44 (0) 1743 462694 • Website: www.osl.uk.com

List of Exhibitors

Oncotherapy Resources Ltd (ORL)

ORL offers a fully managed, mobile and staffed Intra-Operative Radiotherapy or IORT service to treat early stage breast cancer at the time of wide local excision.

The key to this innovative new service is that we can deliver the machine to any operating room, ready to be used at any time due to its compact size, portability and Micro-X-ray source. The system can deliver the required dose in just 10 minutes, offering the equivalent of 3 weeks of external beam radiotherapy to carefully selected patients in just one treatment.

SD-IORT is now fully reimbursable in the private sector with a CCSD and Bupa coding. There are no capital equipment costs, just one low and inclusive fee to cover each patient treated. We have agreements in place with both Spire and BMI Healthcare groups nationally so that SD-IORT can be carried out at their hospitals, provide full surgeon mentoring and trained professional staff to deliver the treatments.

Contacts are Duncan Hynd at duncan@oncotherapyresources.com and Sarah Williams at Sarah-Kate@oncotherapyresources.com

Operating Room Systems

Operating Room Systems Ltd., specialise in the supply of surgical equipment and associated consumables to hospitals and private clinics across UK and Ireland. Our product portfolio spans across the clinical spectrum with particular specialism within the area of Minimally Invasive Surgery.

Within Breast Surgery we offer a range of solutions for effective retraction combined with delivery of light to the operative field. As sole distributor for World of Medicine, we represent Gamma Finder® in this market. The Gamma Finder® probe is best suited for Sentinel Node and Parathyroid Localization in Surgical Oncology. Its unique design puts simplicity and accuracy at the surgeon's fingertips. The Gamma Finder® probe will detect and give a numerical indication and an acoustic signal when in proximity of a gamma ray emitting source. Compact, lightweight and versatile, the Gamma Finder® probe is easily transported from operating room to operating room in its own sturdy carry case.

Our philosophy at Operating Room Systems is clear. We are committed to building long term sustaining relationships with our customers, bringing them innovation, value and quality; along with delivering effective technical support and robust after sales service provision.

PFM Medical UK Ltd

TiLOOP Bra is the unique extra light and ultra-soft titanized meshes for Oncoplastic breast reconstruction. Due to its high biocompatibility, TiLOOP Bra offers excellent surgical results while conserving a natural feeling for the patient and restoring quality of life.

For 40 years, products from pfm medical have been firmly established in hospital environments. As a partner for medical technology over this long period, we have made a major contribution to enhancing the safety and efficiency of medical care, thanks to our innovative strength, high investment in research, in depth market experience and constantly reliable quality.

Q Medical Technologies Ltd

Q Medical Technologies Ltd is an independent UK company founded in 2004. We are distributors for SurgiMend & Polytech. SurgiMend, used by General, Plastic and Reconstructive and Trauma surgeons alike, offers a clear advantage over synthetic and other biologic products for soft tissue repair and reconstruction. Derived from fetal and neonatal bovine dermis, this unique acellular dermal matrix provides surgeons with the widest flexibility to choose the most appropriate device thickness, strength and size for each procedure, technique and patient. If you would like further information on our range of products please come and see us on our stand.

List of Exhibitors

Raise Healthcare

Raise Healthcare is a distributor for a range of Acellular Dermal Matrices for Breast, Hernia and other soft tissue reconstructions. Our portfolio of products include:

Braxon: Non crosslinked first ever ADM in the market for muscle sparing Breast Reconstruction

Native: Non crosslinked ADM for Breast Reconstruction

Egis: Non crosslinked Biological mesh for open and laparoscopic hernias

Pressfit: First ever ADM fistula plug

For more information please write to enquiries@raisehealthcare.co.uk

Roche

Roche is the world's largest biotech company, with truly differentiated medicines in oncology, immunology, infectious diseases, ophthalmology and neuroscience. Roche is also the world leader in in vitro diagnostics and tissue-based cancer diagnostics, and a frontrunner in diabetes management. Roche's personalised healthcare strategy aims at providing medicines and diagnostics that enable tangible improvements in the health, quality of life and survival of patients. Twenty-four medicines developed by Roche are included in the WHO Model Lists of Essential Medicines, among them life-saving antibiotics, antimalarials and chemotherapy. Roche in the UK employs over 2,000 people in pharmaceuticals and diagnostics. For more information: www.roche.co.uk. All trademarks used or mentioned in this release are protected by law.

Sheffmed/ WakeMedical

Sheffmed is a medical device manufacturer based in Sheffield. The company provides technology devices and consumables for healthcare professionals. Accreditation to ISO13485 and CE certification ensures that we meet the latest QA standards.

Silverlink Software Ltd

CancerPlan is Silverlink's contextual data collection and patient monitoring solution to support clinicians and healthcare professionals in the assessment and treatment of cancer. The intuitive platform offers best of breed modules that are perfectly suited for multidisciplinary use, allowing Trusts the freedom to tailor the solution to their local requirements. Developed with clinical collaboration the platform has been designed to be used throughout the whole patient pathway capturing key information from initial diagnoses through to treatment and follow up. Cancer Plan brings the entire journey together to increase data quality, accuracy and availability of information across the care pathway, empowering clinicians and improving the care delivered to patients.

Smith & Nephew

Smith & Nephew Advanced Wound Management offers a range of effective wound care products, combined with a deep understanding of best practice techniques for the prevention and healing of wounds. We seek imaginative solutions that improve wound outcomes for patients and at the same time conserve resources for healthcare systems.

Website www.smith-nephew.com • E-mail: advice@smith-nephew.com

Sysmex UK Ltd

With over 40 years' experience, as a leading company in the field of in-vitro diagnostics Sysmex continues to develop and market advanced technologies. In the Life Science field we strive to improve cancer treatment.

OSNA is the **only** system approved by NICE for intra-operative SLN analysis and provides optimised nodal staging of patients with more than 100,000 patients already benefitting from this **standardised** approach. The OSNA copy number (now cited as a better predictor than number of involved nodes) is now used as a predictive tool for non-sentinel involvement and appropriate axillary management.

The SentiMag System allows accurate localisation of SLN during surgery without the requirement for radioisotope/blue dye.

"DigniLife" is designed to minimise hair loss during chemotherapy.

List of Exhibitors

Thamert UK

Thamert (UK) Ltd is proud to present their 2015/16 range of Silima® breast forms, incorporating state-of-the-art soft and lightweight silicone technology, a good choice of fibrefill post-op 'softies' offering value for money, as well as stylish and supportive bras at affordable prices for patients and hospitals. Our service provision – both office and field based – is second to none with caring and helpful support staff, as well as competent and experienced product specialists who can assist with any product needs or fitting requests that our Breast Care Nurse customers may face. Please contact us for information or help.

Theraclion

Theraclion is a French company specialising in high-tech medical equipment using therapeutic ultrasound. Drawing on leading-edge technologies, Theraclion has designed and manufactured an innovative solution for echotherapy, the Echopulse®, allowing non-invasive tumour treatment through ultrasound-guided high-intensity focused ultrasound.

Theraclion is ISO 13485 certified and has received the CE mark for non-invasive ablation of breast fibroadenomas and thyroid nodules. Based in Malakoff, near Paris, France, Theraclion has brought together a team of 23 people, 65 percent of whom are dedicated to R&D and clinical trials. For more information please visit Theraclion's website: www.theraclion.com

Trulife Limited

For over 50 years, Trulife has dedicated itself to improving life for women who undergo breast surgery. Our mission remains to design a wide selection of the more natural breast forms, bras and accessories to restore comfort and confidence after breast surgery. Trulife breast forms are created in a wide range of shapes and sizes to complement a woman's natural beauty. Trends in surgery type and lifestyle are addressed with such products as partial forms, leisure forms and swim forms.

Our beautifully detailed bras feature the quality construction that is a Trulife hallmark. Fashionable and feminine styles keep every woman looking and feeling beautiful while providing a secure fit.

Please contact 0800 716 770 or email info@trulife.co.uk for more information.

UK National Flap Surgery Registry

Dendrite Clinical Systems is a specialist provider of clinical database systems for hospitals and national registries. In collaboration with BAPRAS, Dendrite is very pleased to announce the launch of the UK National Flap Surgery Registry. If you are a breast reconstruction surgeon, please visit our exhibition booth to see how the software works and register to join the database.

UK Surgical Ltd

- Specialist in surgical retraction and illuminated blades
- Design and manufacture of specialist surgical instruments

Womanzone Distribution Ltd

We are now into our 21st year of supplying products to the NHS. Our commitment to on-going training, research and development of bespoke products for individual patients knows no bounds. We have the trust and respect of both NHS staff and patients alike. We are the recognised advisers for Breast Cancer Care for the fitting of both bras and prosthetics for patients, post-surgery.

... *Our Credo:* Womanzone and ABC are dedicated to helping women lead fuller lives after breast surgery. By listening to our customers' needs, we develop the most innovative, high quality products and services. Our passionate team of dependable professionals are committed to earning the trust and confidence of our customers.

The ABS would like to thank all the companies exhibiting for their support of the meeting

General Information

Registration Desk

Registration will be open in the foyer at the following times:

Monday 15th June 2015: 07:45 to 19:15

Tuesday 16th June 2015: 08:30 to 16:15

Lunch and Refreshments

Lunch and refreshments will be served at the times listed in the programme in the Windsor Hall.

A/V Preview Room

An A/V Preview Room is available in the Westbourne Suite for the duration of the meeting. Speakers are requested to hand their presentations into the room on arrival.

Posters

The poster presentations will be displayed in the Windsor Hall for the duration of the meeting. Please can all poster presenters mark and store their poster tubes in the boxes provided in the room. These will be stored at registration. Posters should be removed between 13:45 and 14:00 on Tuesday 16th June and can be stored at registration for the afternoon session if required. Posters left on the boards after this time will be removed and the ABS cannot be responsible for their safe return.

Cloakroom

A cloakroom and luggage store will be available in the foyer for the duration of the meeting.

Security

In the interests of security, delegates are required to wear their name badges at all times during the meeting.

Wi-fi

Free wi fi is available in the venue. To access please use the following details:

Username: ABS2015

Password: bournemouth

Prayer Room

A prayer room is available for the use of delegates. Please ask at registration for details.

CPD

The two day meeting has been awarded 12 CPD points by the Association of Surgeons of Great Britain and Ireland.

Photography

A photographer will be taking images of the conference on Monday 15th June for use by the ABS at this meeting, in publications and on its website. If you do not wish to have images of yourself used by the ABS please let Lucy Davies know by e-mail at: lucydavies@absgbi.org.uk

ABS Annual Dinner

The Association of Breast Surgery Annual Dinner will be held on Monday 15th June 2015 at the Bournemouth Pavilion (Westover Road, Bournemouth BH1 2BU) at 19:30 for 20:00. Attendees must have bought a ticket in advance of the event. Dress is lounge suits.

**This meeting is supported by the
Association of Breast Surgery's sponsors:**



This event has been sponsored by Roche Products Ltd who have contributed to stand space costs but who have had no involvement in any other arrangements for this meeting

Accurate and standardised staging of the axilla has arrived!



Targeted localisation of sentinel nodes without radiation?

MY DECISION: Sentimag®

- As sensitive as the radiotracer, as easy as blue dye
- Localisation can start after just 20 minutes following injection
- Sienna+ tracer is easily stored and has a long shelf life
- Best practice SLNB can be performed anywhere, by any trained practitioner



ONE STEP – OSNA® for molecular lymph node analysis in breast cancer
 ONE DECISION – Statistical prediction of non-sentinel involvement utilising OSNA® copy number

- Enhance patient management and treatment
- Optimise resources
- Minimise second surgeries
- Optimise theatre management
- Treat more patients and reduce waiting lists

The only intra-operative test for SLN analysis formally recommended by NICE

www.sysmex-europe.com

Shaping the Advancement of Healthcare

Distributor: Sysmex UK Ltd.

Sysmex House, Garamonde Drive, Wymbush, Milton Keynes, MK8 8DF, United Kingdom · Phone +44 8709029210 · Fax +44 870 9029211 · info@sysmex.co.uk · www.sysmex.co.uk

Distributor: Sysmex Europe GmbH

Bornbarch 1, 22848 Norderstedt, Germany · Phone +49 40 52726-0 · Fax +49 40 52726-100 · lifescience@sysmex-europe.com · www.sysmex-europe.com

Manufacturer Sentimag®: Endomagetics Ltd The Jeffreys Building, Cowley Road, Cambridge CB4 0WS, United Kingdom

Manufacturer RD-100i: Sysmex Corporation 1-5-1 Wakinhama-Kaigandori, Chuo-ku, Kobe 651-0073, Japan · Phone +81 78 265-0500 · Fax +81 78 265-0524 · www.sysmex.co.jp



From **Open surgery** to **Minimal-invasive** to **Non-invasive**

The combination of ultrasound imaging and focused ultrasound therapy [HIFU]



VISIT OUR BOOTH
 IN WINDSOR HALL

Meet **ECHOTHERAPY** :
Local anesthesia,
Scarless intervention,
One treatment only

THERACLION
BOOTH N°12



Association of Breast Surgery
at The Royal College of Surgeons
35 – 43 Lincoln's Inn Fields
London WC2A 3PE

T 020 7869 6853
F 020 7869 6851
E office@absgbi.org.uk
W www.associationofbreastsurgery.org.uk